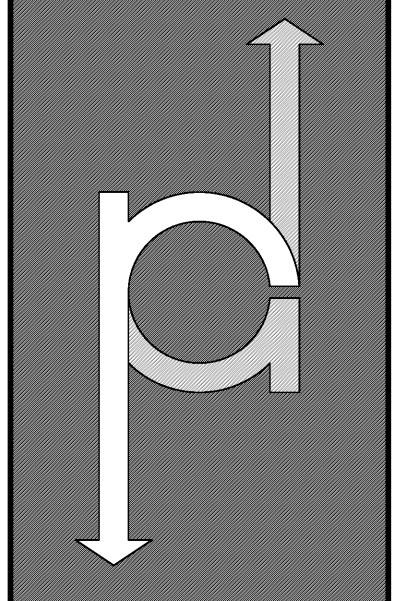


Enlarged Utility Plan

0' 2' 4' 8'
SCALE: 1/4" = 1'-0"


Schematic Utility Plan

0' 10' 20' 40'
SCALE: 1" = 20'-0"



RESOURCE DESIGN

LANDSCAPE ARCHITECTS
PLANNERS
ARBORIST
835 Piner Road
Suite E
Santa Rosa, CA
95403
p 707.526.5009
f 707.573.9626




COPYRIGHT 2008 RESOURCE DESIGN

DATE	DESCRIPTION	REVISION

HANSEL RESIDENCE
473 Cahill Lane, Santa Rosa, California 95401
Schematic Utility Plan

PHASE: PRELIMINARY
DRAWN BY: MB/JAC
DATE: 12.03.10

SHEET NUMBER:
L4.0



PRELIMINARY